



SUPRASHINE



system

FOR COATED FLOORS

COATED FLOORS

Polymer Coated floors are widely used around the world and their maintenance has been expensive, time-consuming and unsustainable. Depending on the region, we will find different kinds of coatings - from very soft with many layers to hard / acrylic with 2-3 layers maximum. Surfaces such as Linoleum (organic material) or VCT (Vinyl Composite Tiles) need to be sealed/coated to preserve those materials. SupraShine pads and water is all you need for a complete maintenance of coated floors. Follow our fast and easy system to achieve amazing cleaning and gloss results, big savings and minimum environmental impact.

SUPRASHINE *advantages*



SUPRASHINE *system*

FOR COATED FLOORS



RG 8000

BURNISH

BURNISH DURING PERIODIC MAINTENANCE AFTER NEW LAYERS HAVE DRIED COMPLETELY (TO PREVENT SCRATCHING), OR AS A COMPLEMENT TO DAILY MAINTENANCE TO INCREASE GLOSS VERY FAST TO 80 POINTS OR MORE, WHERE NEEDED. USE WITH LOW-SPEED SINGLE-DISC/BUFFER IF HIGH-SPEED BURNISHER IS NOT AVAILABLE. MOIST SURFACE ELIMINATES DUST, ALLOWS SOME CLEANING, EXTENDS PAD LIFE AND IMPROVES GLOSS QUALITY.



RG 3500

DAILY MAINTENANCE

DOUBLE ACTION - CLEANS & POLISHES DURING DAILY MAINTENANCE. REMOVES SCRATCHES AND RESTORES THE COATED SURFACE. ONE PASS WITH A SCRUBBER-DRYER EASILY INCREASES GLOSS BY 20 POINTS.



RG 800

TOP SCRUB

DEEP CLEAN / REMOVE TOP LAYER IF DIRTY BEFORE APPLYING A NEW LAYER OF COATING.



HD RED, 400

STRIP

CAN BE USED WITH A SINGLE-DISC MACHINE BUT A SCRUBBER-DRYER IS MUCH FASTER.



















HD BROWN, 220

STRIP DIFFICULT COATINGS

SUPRASHINE

maintenance

	ANNUAL <i>(if needed)</i>	PERIODIC <i>(every 1-2 months)</i>	DAILY MEDIUM & HARD COATINGS	DAILY SOFT COATINGS
	REPLACE ALL LAYERS*	REPLACE TOP LAYER *	CLEAN & POLISH ALL AREAS	CLEAN & POLISH ALL AREAS
SRG 8000 	 Burnish to make new top layer harder and increase gloss.	 Burnish to make new top layer harder and increase gloss.	 Optional Burnish to increase gloss.	 Once a day only if SRG 3500 removes the coating.  Optional Burnish to increase gloss.
SRG 3500 			 ONCE A DAY	
SRG 800 		 2 PASSES TO REMOVE DIRTY TOP LAYER.		
SHD 400 	 STRIP ALL LAYERS - FOR NORMAL COATINGS.		 Top scrub in difficult cases where more cleaning power is needed.	
SHD 220 	 Strip all layers - for old hard coatings with many layers.			



- * TOP LAYER MUST BE CLEAN BEFORE APPLYING NEW LAYERS OF COATING. IF NOT, STRIP AND RECOAT.
- * ALL LAYERS SHOULD BE APPLIED THE SAME DAY TO AVOID GETTING DIRT BETWEEN THEM.
- * ALWAYS ALLOW LAYERS TO DRY PER MANUFACTURER'S INSTRUCTIONS.