

SP8 POWER TROWEL

**PACKED WITH FEATURES TO
OUTWORK THE COMPETITION**



SP8 POWER TROWEL



- » Heavy-duty helical bevel gearbox, made in-house
- » Manual dual-lever steering with spring loaded assistant
- » Heavy-duty CVT clutch
- » Integrated lift points and fork lift pockets with shield to protect CVT and u-joints
- » Retardant spray system with drain valve
- » LED lights - 3 in front, plus 2 rear lights
- » Hour meter, Oil indicator and Fuel level gage
- » Easy access to blades with magnetic access door - no tools needed
- » Built-in cup holder
- » USB charger and phone pocket



scan QR
to learn more



**PROFESSIONAL SPEED & EFFICIENCY
FOR YOUR CONCRETE FINISHING JOB.**

SP8 TROWEL SPECIFICATION:

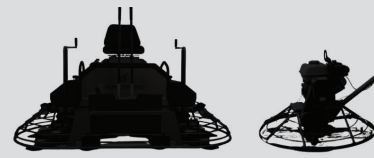
- Engine: Vanguard 993 cc / 60.6 cu.in
- Engine Power: 35 hp / 26 kW
- Engine RPM: 1400-3800 rpm
- Rotor RPM: 30-180 rpm
- Path Width: 93.9" / 2385 mm
- Pan Diameter: 2 x 46.5" / 1182 mm
- Rotor Diameter: 2 x 44.7" / 1136 mm
- Blades per Rotor: 5
- Fuel Type: Gasoline
- Fuel Tank: 6.5 Gal / 25 L
- Retardant Tank: 6.5 Gal / 25 L
- Water Feed: Front mist with pump
- Machine Weight: 1240 lbs / 560 kg
- Equipped with finishing blades



superabrasive.com

TROWEL BLADES

Superabrasive produces a variety of trowel blades and float pans for walk-behind and ride-on power trowels, including Allen, Bartell, Champion, Dart, ESI, Essick, Kelley, MBW, Morrison, Muller, Oscar, Rhin-O-Tuc, Toro / Stone, Wacker, Whiteman.



High-quality blue steel for optimal blade life and performance!



Part Number	SBF618	SBFR818	SBC818
Blade Type	Finishing	Finishing	Combination
Blade Size	6 x 18 in	8 x 18 in	8 x 18 in
Thickness	1.5 mm / .062"	2.5 mm / .098"	1.8 mm / .070"
Rotor Diameter	120 cm, 46" / 48"	120 cm, 46" / 48"	120 cm, 46" / 48"
Thread*	5/16-18	5/16-18	5/16-18
Blades per Ctn	4 pcs	4 pcs	4 pcs
Weight per Ctn	13.3 lbs / 6 kg	21.8 lbs / 9.7 kg	17.2 lbs / 7.8 kg


* Also offered with M8 metric thread.

OTHER TROWEL BLADE OPTIONS:

SBC4759M105

Superabrasive Edger Blade Combination 4 3/4 x 9in, 60cm, M8 thread


- Fits 24" Allen, Whiteman, Bartell, Wacker



SBC4759M100

Superabrasive Edger Blade Combination 4 3/4 x 9in, 60cm, M8 thread


- Fits 24" Allen, Whiteman, Bartell, Wacker



SBF614M

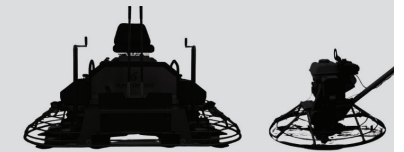
Superabrasive Finish Blade 6 x 14in, 90cm, M8 thread

- High quality steel for high quality finish.
- Fits Allen, Bartell, Best, Champion, Dart, Kelly, MBW, Marshalltown, Morrison, Muller, Stone, Stow, Whiteman and Wacker.



FLOAT PANS

Float pans clip on to the blades of a trowel machine and are used to flatten the slab. The pans create suction and pull slurry to the surface. They also fill or cut any imperfections left from screeding and bull floating.



We offer a variety of heavy-duty steel float pans:

- » Different sizes: 90cm, 120cm, 150cm, to fit a variety of power trowels
- » Featuring secure blade attachment with Clip-on or Safety Catch
- » Available in 3mm or 4mm (HD) thickness



SPF364Z - 90 cm

SPF465Z - 118 cm

SPF465S - 118 cm

SPF606Z - 150 cm

Part Number	Rotor Diam	Blades	Fastening	Thickness	Dish	Weight
SPF364Z	90 cm / 36"	4	Z-Clips	3 mm	mild	18 kg / 40 lbs
SPF364S	90 cm / 36"	4	Safety Catch	3 mm	mild	18 kg / 40 lbs
SPF465Z	120 cm / 46"	5	Z-Clips	3 mm	mild	28 kg / 62 lbs
SPF465S	120 cm / 46"	5	Safety Catch	3 mm	mild	28 kg / 62 lbs
SPF46HD5Z	120 cm / 46"	5	Z-Clips	4 mm	mild	37 kg / 82 lbs
SPF46HD5S	120 cm / 46"	5	Safety Catch	4 mm	mild	37 kg / 82 lbs
SPF606Z	150 cm / 60"	6	Z-Clips	3.5 mm	mild	52kg / 115 lbs
SPF606S	150 cm / 60"	6	Safety Catch	3.5 mm	mild	51 kg / 113 lbs

SMOOTH AND DURABLE FINISH EVERY TIME.