

LAVINA

by  SUPERABRASIVE

HOW-TO FLOOR POLISHING GUIDE CONCRETE | TERRAZZO | NATURAL STONE



CONCRETE POLISHING

WET OR DRY

COATING REMOVAL (IF NEEDED):

Carbide Scrapers for thick glue removal.
PCD segmented tools with a metal button or sacrificial bars for coating removal. Recommended rpm 550-650.




GRINDING:

Select Metal Bond depending on Concrete Hardness; Single or Double Seg based on machine size and/or desired aggressiveness. Recommended rpm 550-650.

Start with 30 grit to expose Medium to Large Aggregate; 50-70 grit for Medium to Small Aggregate; 120 grit for Salt & Pepper.

Apply densifier if needed.




HONING:

100 grit Hybrid as a transition step between metals and resins - HD Copper, Calibra or Corsa.
Apply color / dye if needed.
Continue with 200 and 400 grit Hybrid or Resin.
Recommended rpm 650-750.



POLISHING:

Polish with V-Harr Felt Pads (DRY) 800 grit and up to desired shine (BUFF for maximum shine). Recommended rpm 800-1100.
Apply sealer / guard if needed.



BURNISHING:

Burnish with SupraShine 3500 or 8000 pad.



TERRAZZO POLISHING

WORK WET

ROUGH GRINDING:

Grind WET with SA-MB discs, 46 grit & 70 grit.
For terrazzo restoration start with 70 grit.
Recommended rpm 550-650.



GROUTING (IF NEEDED):

For cementitious terrazzo use densifier after 70 grit.
Clean floor with clean water and rinse. Remove excess rinse water and apply grout if needed, taking care to fill voids. Cure grout. Grout may be left on terrazzo until all heavy and messy work is completed.


FINE GRINDING:

Grind WET with SA-MB discs 120 grit until all grout is removed from surface. If grout was not used on the floor, use Calibra 100, wet.
Recommended rpm 550-650.




HONING:

Waffel or NATO Resins, WET bond - 220 and 400 grit.
Recommended rpm 650-750.



POLISHING:

Polish with V-Harr Felt Pads, Grit 800 and 1800.
Recommended rpm 800-1100.



CLEANING AND SEALING:

Wash all surfaces with a neutral cleaner.
Rinse with clean water and allow surface to dry.
Apply sealer in accordance with manufacturer's directions.

MARBLE POLISHING

WORK WET

GRINDING:

Grind WET with SA-MB discs 46, 70, 120 grit.
Recommended rpm 550-650.



HONING:

Spiral Resins 220, 400 grit.
Recommended rpm 650-750.



POLISHING:

Waffel or NATO Resins, Wet bond - 800, 1800 grit.
Recommended rpm 800-1100.



As a final step for high shine, use polish compound for marble chips with microfiber pads.

GRANITE POLISHING

WORK WET


GRINDING:

Grind WET with SA-MB discs 46, 70, 120 grit.
Recommended rpm 550-650.



HONING:

Waffel or Nato Resins, Wet bond - 220, 400 grit.
Recommended rpm 650-750.



POLISHING:

Waffel or V-Harr 800 & 1800 grit.
Recommended rpm 800-1100.

